



1. I have been told about the study and I know why it is being done and what to do. I know that I do not have to do it if I do not want to. If I have questions I can ask my teacher. I know that I can stop at any time.

		Response Percent	Response Count
I understand and will begin the survey.		100.0%	47
I would rather not do it.		0.0%	0
answered question			47
skipped question			0







## 2. Where do you go to school?

		Response Percent	Response Count
IS 53		0.0%	0
IS 109		0.0%	0
IS 137		0.0%	0
IS 192		0.0%	0
IS 210		0.0%	0
IS 226		0.0%	0
IS 238		0.0%	0
MS 202		0.0%	0
PS 42		0.0%	0
PS 197		0.0%	0
PS 223		0.0%	0
PS/IS 116		0.0%	0
PS/IS 225		0.0%	0
Al-Ihsan Academy		0.0%	0
August Martin HS		0.0%	0
<b>Beach Channel HS</b>		<b>100.0%</b>	<b>47</b>
Business Computer Application HS		0.0%	0
Christ Lutheran School		0.0%	0
Devine Mercy Catholic Academy Elementary and Middle School		0.0%	0
Far Rockaway HS		0.0%	0
Grace Lutheran Day School		0.0%	0
John Adams HS		0.0%	0




Richmond Hill HS	0.0%	0
St. Francis De Sales School	0.0%	0
St. Joachim and Anne	0.0%	0
St. Joseph's Parish Day	0.0%	0
St. Rose of Lima School	0.0%	0
Other	0.0%	0
other school (please specify)		6
answered question		47
skipped question		0

3. What grade are you in?			
		Response Percent	Response Count
6th		0.0%	0
7th		0.0%	0
8th		0.0%	0
9th	<div></div>	29.8%	14
10th	<div></div>	34.0%	16
11th	<div></div>	21.3%	10
12th	<div></div>	14.9%	7
answered question			47
skipped question			0




#### 4. How often do you use your computer at home for homework?

		Response Percent	Response Count
I don't have a computer at home		11.6%	5
I don't use my home computer for homework		11.6%	5
A few times a year		2.3%	1
About once a month		9.3%	4
<b>About once a week</b>		<b>41.9%</b>	<b>18</b>
Almost every night		23.3%	10
<b>answered question</b>			<b>43</b>
<b>skipped question</b>			<b>4</b>






#### 5. Compared to last year, this year my teachers are using computers...

		Response Percent	Response Count
less		27.9%	12
<b>about the same amount</b>		<b>44.2%</b>	<b>19</b>
more		27.9%	12
<b>answered question</b>			<b>43</b>
<b>skipped question</b>			<b>4</b>





**6. Compared to last year, this year students in my grade are using computers...**

		Response Percent	Response Count
less		30.0%	12
<b>about the same amount</b>		<b>45.0%</b>	<b>18</b>
more		25.0%	10
<b>answered question</b>			<b>40</b>
<b>skipped question</b>			<b>7</b>






**7. During this school year, how much time per week did you spend using computers in your class(es)?**

		Response Percent	Response Count
Not at all		25.6%	11
Less than one period per week		30.2%	13
<b>1 or 2 periods (or a double period) per week</b>		<b>32.6%</b>	<b>14</b>
3 to 4 periods per week		7.0%	3
More than 4 periods per week		4.7%	2
<b>answered question</b>			<b>43</b>
<b>skipped question</b>			<b>4</b>






**8. During this school year, I typed up reports and assignments.**

		Response Percent	Response Count
Never		45.2%	14
A few times a year		25.8%	8
About once a month		16.1%	5
About once a week		12.9%	4
Almost every day		0.0%	0
answered question			31
skipped question			16






**9. During this school year, I made spreadsheets and graphs.**

		Response Percent	Response Count
Never		41.9%	13
A few times a year		19.4%	6
About once a month		25.8%	8
About once a week		9.7%	3
Almost every day		3.2%	1
answered question			31
skipped question			16





**10. During this school year, I used blogs to communicate with other students and teachers**

		Response Percent	Response Count
Never		45.2%	14
A few times a year		29.0%	9
About once a month		6.5%	2
About once a week		9.7%	3
Almost every day		9.7%	3
answered question			31
skipped question			16





**11. During this school year, I did research on the Internet for a report or assignment.**

		Response Percent	Response Count
Never		35.5%	11
A few times a year		19.4%	6
About once a month		19.4%	6
About once a week		16.1%	5
Almost every day		9.7%	3
answered question			31
skipped question			16

**12. During this school year, I made a PowerPoint presentation.**




		Response Percent	Response Count
Never		61.3%	19
A few times a year		19.4%	6
About once a month		9.7%	3
About once a week		9.7%	3
Almost every day		0.0%	0
answered question			31
skipped question			16

**13. During this school year, I used the computer to make a graphic novel.**






		Response Percent	Response Count
Never		64.5%	20
A few times a year		22.6%	7
About once a month		6.5%	2
About once a week		6.5%	2
Almost every day		0.0%	0
answered question			31
skipped question			16








**14. During this school year, I took a test on the computer.**

		Response Percent	Response Count
Never		64.5%	20
A few times a year		29.0%	9
About once a month		0.0%	0
About once a week		6.5%	2
Almost every day		0.0%	0
answered question			31
skipped question			16





**15. During this school year, I used a computer program to improve my study skills or learning skills.**

		Response Percent	Response Count
Never		41.9%	13
A few times a year		12.9%	4
About once a month		16.1%	5
About once a week		19.4%	6
Almost every day		9.7%	3
answered question			31
skipped question			16






**16. During this school year, I made or listened to a podcast.**

		Response Percent	Response Count
Never		61.3%	19
A few times a year		12.9%	4
About once a month		6.5%	2
About once a week		6.5%	2
Almost every day		12.9%	4
answered question			31
skipped question			16





**17. During this school year, I made or edited a webpage or worked in a web environment, like a wikispace.**

		Response Percent	Response Count
Never		54.8%	17
A few times a year		22.6%	7
About once a month		9.7%	3
About once a week		12.9%	4
Almost every day		0.0%	0
answered question			31
skipped question			16






**18. This school year, I collected data using equipment that go with the computer, like probes or PDAs.**

		Response Percent	Response Count
Never		61.3%	19
A few times a year		9.7%	3
About once a month		19.4%	6
About once a week		6.5%	2
Almost every day		3.2%	1
answered question			31
skipped question			16











**19. This school year, I made or edited a video or movie.**

		Response Percent	Response Count
Never		74.2%	23
A few times a year		19.4%	6
About once a month		3.2%	1
About once a week		3.2%	1
Almost every day		0.0%	0
answered question			31
skipped question			16

**20. During the past school year, I created or contributed to a web-based map or timeline.**

		Response Percent	Response Count
Never		58.1%	18
A few times a year		16.1%	5
About once a month		9.7%	3
About once a week		12.9%	4
Almost every day		3.2%	1
		<b>answered question</b>	<b>31</b>
		<b>skipped question</b>	<b>16</b>

**21. In which classes do you use technology. (Check all that apply)**

		Response Percent	Response Count
Math		16.1%	5
Sciences		19.4%	6
English Language Arts		32.3%	10
Social Studies		16.1%	5
Art		3.2%	1
Music		12.9%	4
Physical Education/Gym		3.2%	1
<b>ESL or ELL</b>		<b>41.9%</b>	<b>13</b>
Computer Class		22.6%	7
Multi-Media		0.0%	0
None of the Above		12.9%	4
Other (please specify)			0
<b>answered question</b>			<b>31</b>
<b>skipped question</b>			<b>16</b>

**22. How well do you know how to use the following equipment, applications or web sites?**

	<b>I never tried</b>	<b>I know the basics</b>	<b>I'm pretty good</b>	<b>I'm an expert</b>	<b>Response Count</b>
Digital camera or video	<b>37.5% (15)</b>	27.5% (11)	30.0% (12)	5.0% (2)	40
Audacity or GarageBand	<b>75.0% (30)</b>	10.0% (4)	15.0% (6)	0.0% (0)	40
iMovie or Movie Maker	<b>42.5% (17)</b>	37.5% (15)	17.5% (7)	2.5% (1)	40
Wikispaces	<b>65.0% (26)</b>	15.0% (6)	20.0% (8)	0.0% (0)	40
Teacher/Class Blogs	<b>70.0% (28)</b>	15.0% (6)	15.0% (6)	0.0% (0)	40
Comic Life	<b>57.5% (23)</b>	20.0% (8)	22.5% (9)	0.0% (0)	40
<b>answered question</b>					<b>40</b>
<b>skipped question</b>					<b>7</b>

### 23. How much do you agree with these statements?

	Strongly Disagree	Disagree	Agree	Strongly Agree	Rating Average	Response Count
I am able to learn more when I use computers in my school.	8.1% (3)	18.9% (7)	<b>62.2% (23)</b>	10.8% (4)	2.76	37
I work harder on my assignments when I am using a computer.	2.7% (1)	29.7% (11)	<b>59.5% (22)</b>	8.1% (3)	2.73	37
I would be a better student if I got to use technology more in school.	10.8% (4)	24.3% (9)	<b>54.1% (20)</b>	10.8% (4)	2.65	37
Teachers in this school know a lot about how to use computers to help students learn more.	5.6% (2)	41.7% (15)	<b>47.2% (17)</b>	5.6% (2)	2.53	36
There are enough computers in my school for students to use for their schoolwork.	5.3% (2)	28.9% (11)	<b>52.6% (20)</b>	13.2% (5)	2.74	38
I am using computers in my class (es) in ways that other students in this school are not.	5.6% (2)	<b>50.0% (18)</b>	33.3% (12)	11.1% (4)	2.50	36
I have shown other students how to do things with computers.	8.3% (3)	36.1% (13)	<b>47.2% (17)</b>	8.3% (3)	2.56	36
I have shown a teacher how to do things with computers.	8.1% (3)	<b>45.9% (17)</b>	40.5% (15)	5.4% (2)	2.43	37
I use computers more in my class (es) than other students in this school	14.3% (5)	<b>48.6% (17)</b>	34.3% (12)	2.9% (1)	2.26	35
answered question						<b>38</b>
skipped question						<b>9</b>